



ZILLIQA ECOSYSTEM GROWTH REPORT

Q2 2021

\$ZIL Ecosystem

Collaborations

- Aqilliz
- Switchco
- xfers
- Elliptic
- Hg Exchange
- Asteria
- Tribe
- Flipside Crypto
- Long Hash
- ChainSecurity
- SG Blockchain Association
- OpenNodes
- ACCESS
- Propine

Wallets

- Ledger
- Moonlet
- Trust Wallet
- Zillet
- ZilPay
- Atomic Wallet
- infinio Wallet
- Math Wallet
- zilcli
- Zhip
- Equal
- Guarda
- Crypto.com
- Zeeves
- Wnbit

180 +
Partners and Projects

Zilliqa
www.zilliqa.com



DeFi

Smart Contract Auditing

- ChainSecurity
- Quantstamp

Custody Services

- OnChain Custodian
- Anqlave
- Copper

Repository

- <https://github.com/Zilliqa>

API Providers

- CryptoAPIs
- ashlar.io

Liquidity & Lending Providers

- DV Trading
- Genesis
- Wintermute
- FXCH

Blockchain Analytics

- Elliptic
- Flipside Crypto
- LunarCrush
- Messari
- Viewbase

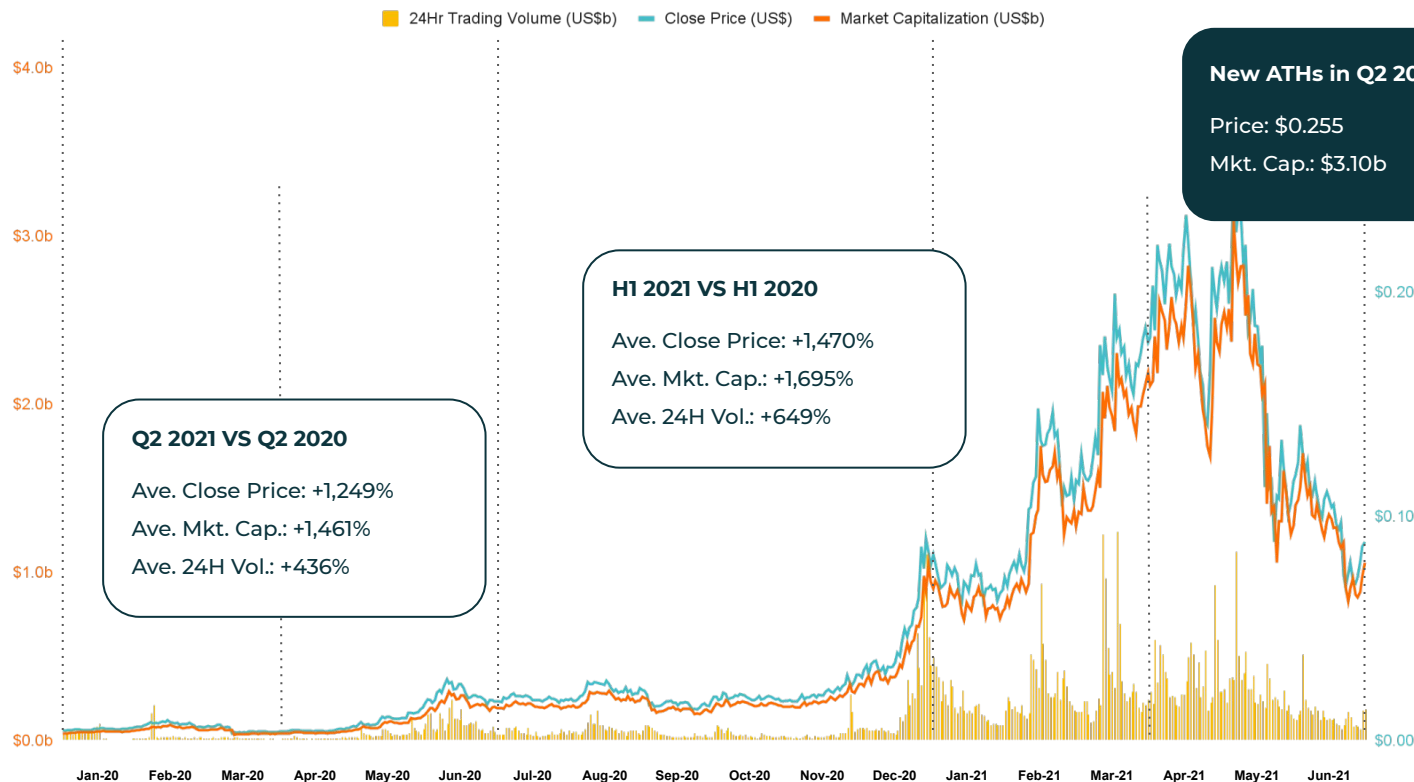
Oracle

- Chainlink

<p>DEX</p> <ul style="list-style-type: none"> Zilswap <p>Stablecoin</p> <ul style="list-style-type: none"> XSGD Mambo Rupiah Token Depos 	<p>Gambling</p> <ul style="list-style-type: none"> zilFlip ZilChill Zillionaires <p>Games</p> <ul style="list-style-type: none"> ZilChess DragonZIL Krypton RoboUniCats 	<p>Finance</p> <ul style="list-style-type: none"> Zillion Staking zyro Carbon Treasury <p>Explorer</p> <ul style="list-style-type: none"> viewblock.io ZilLab Explorer DevEx 	<p>Marketplace</p> <ul style="list-style-type: none"> Package Portal Mintable.app WAFU <p>FAN Token</p> <ul style="list-style-type: none"> Xcademy <p>Sports</p> <ul style="list-style-type: none"> UFFS 	<p>Governance</p> <ul style="list-style-type: none"> gZIL <p>Social</p> <ul style="list-style-type: none"> Social Pay <p>CMS</p> <ul style="list-style-type: none"> Review Capital <p>Charity</p> <ul style="list-style-type: none"> GARY 	<p>Utilities</p> <ul style="list-style-type: none"> Zilstream zilSurvey zilwatch.io Carbon Avatar ID Manager Zilgraph 	<p>Entertainment</p> <ul style="list-style-type: none"> Bolt Global <p>Mining</p> <ul style="list-style-type: none"> shardpool.io Ezil.me Rustpool <p>Health & Fitness</p> <ul style="list-style-type: none"> CoralApp 	<p>NFT</p> <ul style="list-style-type: none"> Elons ZilStars Duck DeMons World Messi ZilWall Unstoppable Sparda Wallet 	<p>Lending</p> <ul style="list-style-type: none"> Pillar Protocol <p>Security & Privacy</p> <ul style="list-style-type: none"> Blackhole <p>Cross-chain</p> <ul style="list-style-type: none"> zilBridge
---	--	--	--	---	--	--	---	--

ZIL AS AN ASSET

On 6th May 2021, ZIL price reached US\$10.255 and market cap crossed US\$13.10b, surpassing the previous all time high (ATH) in 2018.



Note: 1. "\$" means "US\$".
Reference: CoinGecko.

ZIL AS AN ASSET

ZIL has shown resilience when comparing with major crypto-assets and industry peers during adverse market conditions. On average, ZIL outperformed the 2 major crypto-assets in terms of growth during H1 and Q2 2021 when compared with growth in the same periods last year.

Performance Metrics	ZIL	BTC	ETH
H1 2021 VS H1 2020			
Quarterly Ave. Price Growth (%)	1,470%	443%	967%
Quarterly Ave. Market Capitalisation Growth (%)	1,695%	454%	1,015%
Quarterly Ave. 24H Trading Volume Growth (%)	649%	55.5%	196%
Q2 2021 VS Q2 2020			
Quarterly Ave. Price Growth (%)	1,249%	438%	1,170%
Quarterly Ave. Market Capitalisation Growth (%)	1,461%	452%	1,231%
Quarterly Ave. 24H Trading Volume Growth (%)	436%	64.8%	298%

MARKET INFRASTRUCTURE

ZIL is made more accessible to both retail and institutional investors worldwide.



Through the partnership with FXCH, ZIL funds are made available to provide credit lines to various liquidity providers and institutional traders using an FX SWAP facility.



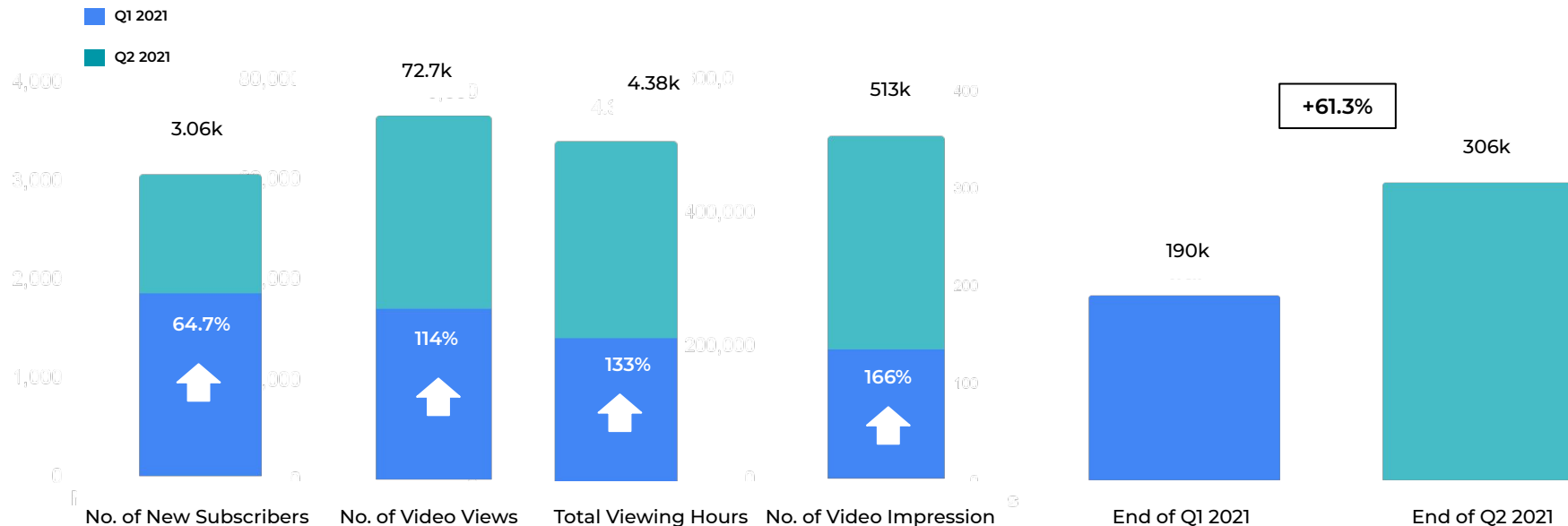
ZIL is now available on crypto.com for users in the United States.

COMMUNITY GROWTH: YOUTUBE & TWITTER

Cumulative number of subscribers and user activities on YouTube and Twitter have seen strong growth in Q2 2021.

YouTube Channel Subscribers and Viewing Activities
by the End of Q2 2021

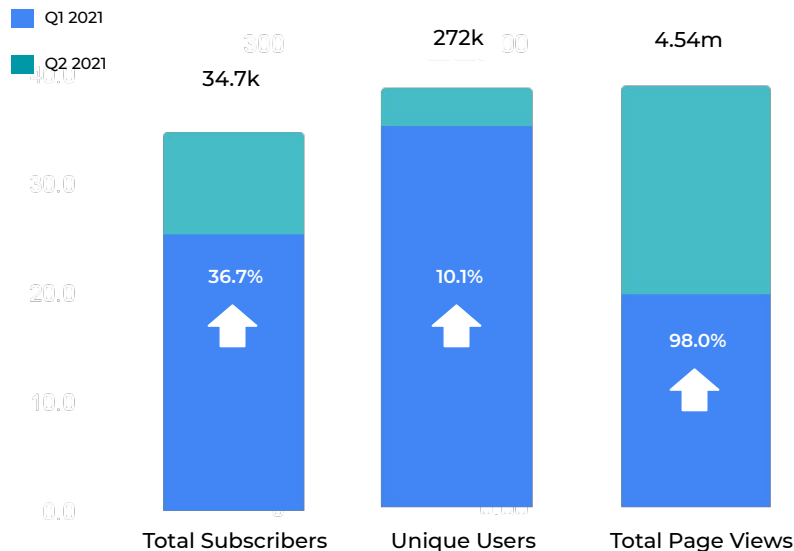
Number of Twitter Followers
by the End of Q2 2021 vs. Q1 2021



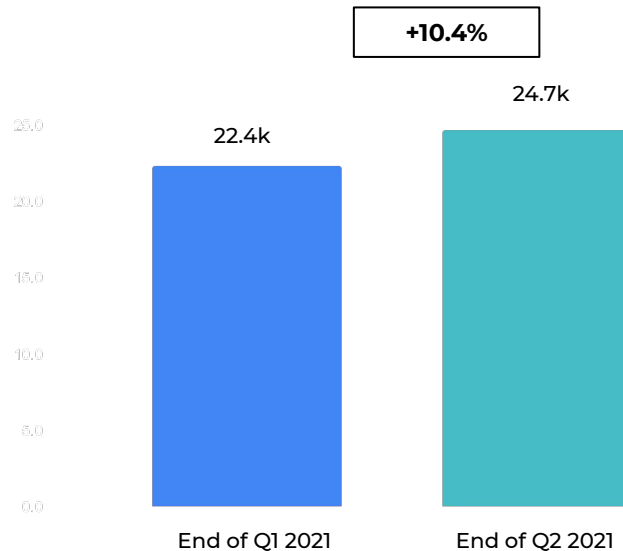
COMMUNITY GROWTH: SUBREDDIT & TELEGRAM

By the end of Q2 2021, both SubReddit and Telegram recorded double-digit growth in number of users. The total page views of SubReddit almost doubled and reached 4.54 million.

SubReddit Users & Views by the End of Q2 2021



Number of Telegram Chat Group Members by the End of Q2 2021 vs. Q1 2021



COMMUNITY GROWTH: ZEEVES

Around 270K ZIL has been processed through Zeeves in Q2, bringing the cumulative transaction amount close to 2M ZIL since its launch in last December. In total, Zeeves has over 40.6k users by the end of Q2 2021.

Zeeves ZIL Transaction Amount & User Activities in Q2 2021



COMMUNITY GROWTH: PROJECTS

More dApps have been built on Zilliqa to drive NFT and DeFi initiatives. There are more than 47 decentralised projects built by the community at the end of Q2 2021.



ZilWall is a cooperative artwork creation platform that enables users to collectively choose pixel colors on a virtual canvas.



DeMons creates a metaverse of decentralized monsters, an exclusive collectible NFT series.



Unicute is a new NFT on Zilliqa. Users are able to hatch unicutes with unique features.



ZILDuck is the first hard-cap bonding curve art collection on Zilliqa.



Elons is an NFT platform that airdrops NFTs based on fan art to Elon token holders.



Review Capital focuses on building a decentralised news portal that enables content creators and businesses to publish censorship-resistant articles.



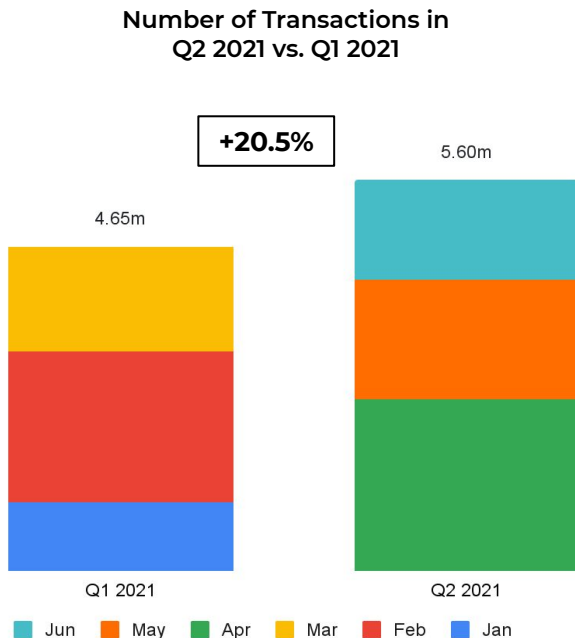
Sparda Wallet empowers all ZRC NFT artists by allowing them to create and show their NFT gallery.



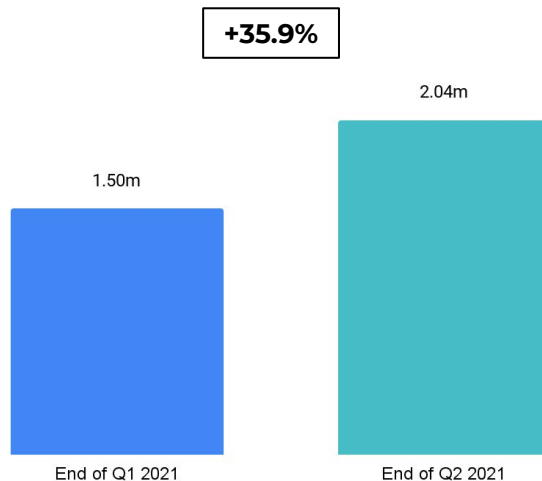
ZilWatch is a smart dashboard to track users' \$ZILs and ZRC-2 tokens in their wallet, liquidity pool farms and staked tokens.

NETWORK USAGE: TRANSACTION & ADDRESS GROWTH

Transaction activity on the network has grown steadily over Q2 2021 with 20.5% more transactions recorded and a 35.9% increase in ZIL addresses created compared to Q1 2021.

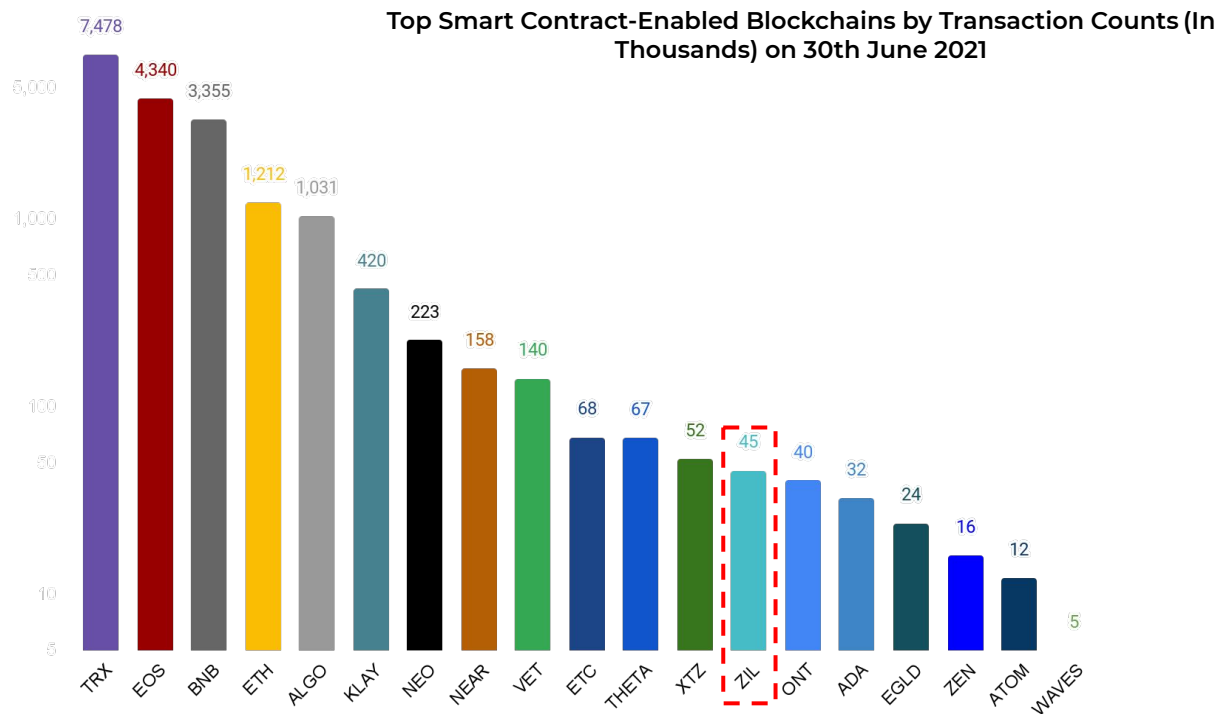


Total Number of ZIL Addresses by the End of Q2 2021 vs. Q1 2021



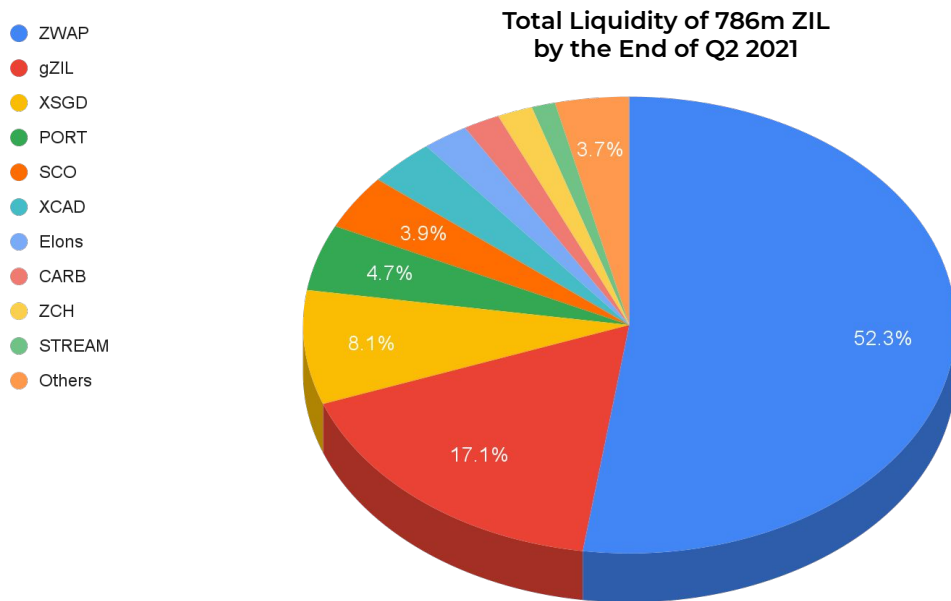
COMMUNITY GROWTH: PROJECTS

Zilliqa could be ranked top 15 among top L1s by the daily transaction counts on 30th June 2021.



ZILSWAP DEX: OVERVIEW

ZILSwap's total liquidity by the end of Q2 2021 is 786m ZIL (US\$69.5m¹). Trading activities have increased significantly by over 80% compared to that of Q1 2021.



Total Trading Vol Q2 2021

3.23b ZIL | +85.7% vs Q1 2021

Avg 24H Trading Vol Q2 2021

35.5m ZIL | +83.7% vs Q1 2021

Nb of Transactions Q2 2021

230k | +123% vs Q1 2021

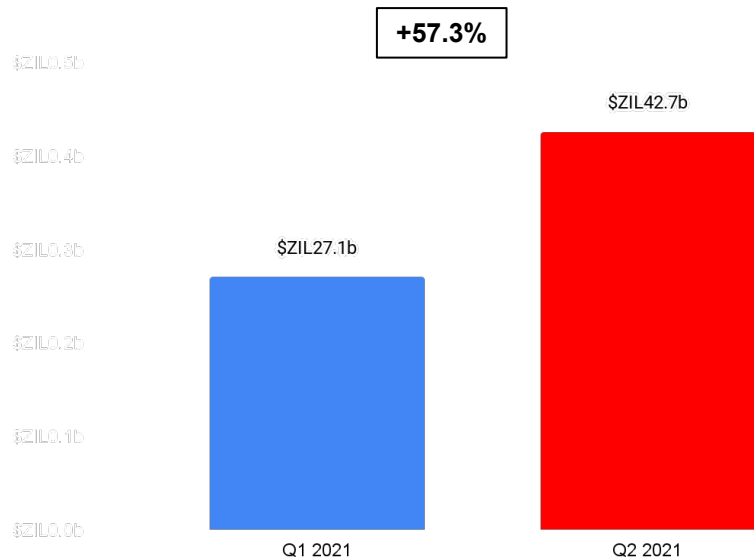
Note: 1. Converted to USD value using the respective daily close \$ZIL price on 30th June 2021. \$ZIL 1 = US\$0.0884.

Reference: ZILStream. ZILGraph. CoinGecko.

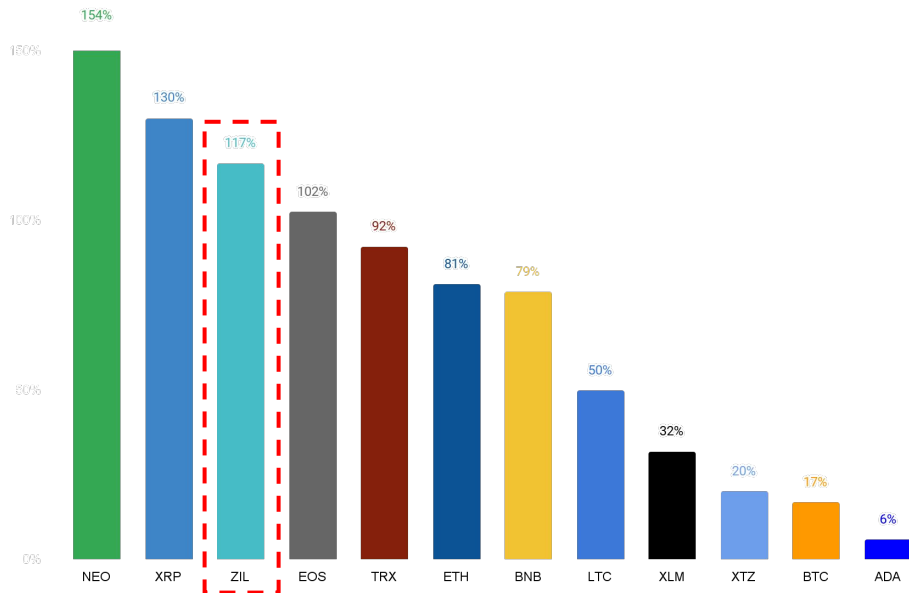
NETWORK USAGE: ON-CHAIN VOLUME

The on-chain ZIL volume in Q2 2021 increased by 57.3% and reached 42.7b ZIL (~US\$6.59b¹). Compared with other major blockchain protocols, Zilliqa could be ranked among the top 3 by the percentage growth of average on-chain volume in Q2 2021.

On-Chain ZIL Volume in
Q2 2021 vs. Q1 2021



Growth of Quarterly Average On-Chain Transaction Volume of Major
Blockchains
Q2 2021 vs. Q1 2021



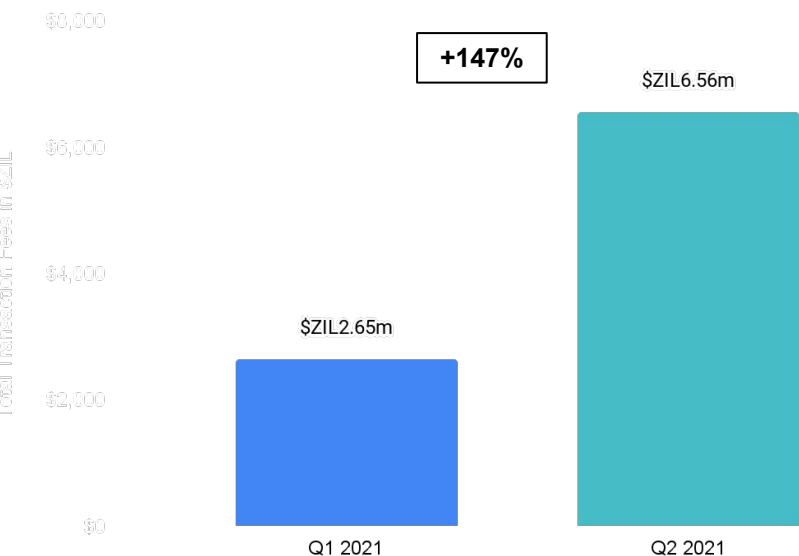
Note: 1. Converted to USD value using the average \$ZIL price of Q2 2021. \$ZIL1 = US\$0.155.

Reference: Viewblock. CoinGecko. CoinMetrics.

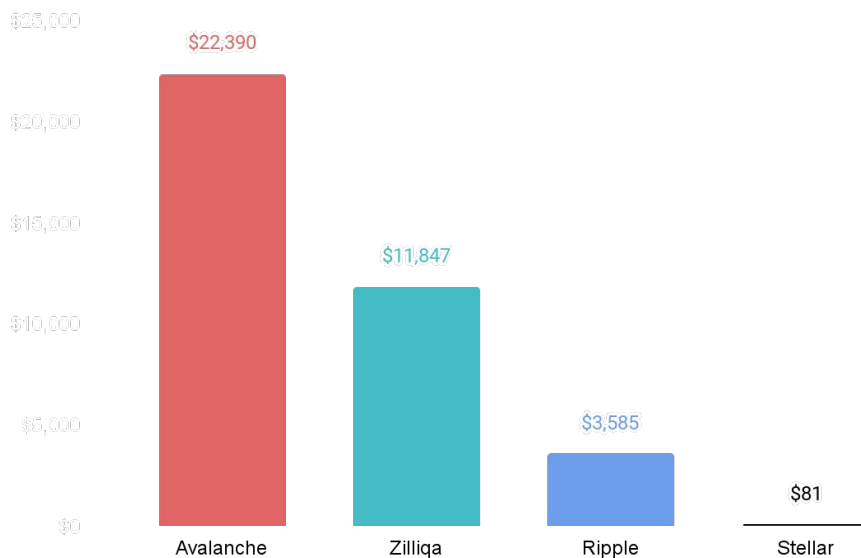
NETWORK USAGE: ZIL BURNT

During Q2 2021, 6.56m ZIL (~US\$1.08m¹) was burnt and taken out of the immediate circulation, a 147% increase from the last quarter.

**\$ZIL Transaction Fee Burnt in
Q2 2021 vs. Q1 2021**



**Average Daily Transaction Fee for Selected
Blockchain Protocols in Q2 2021**



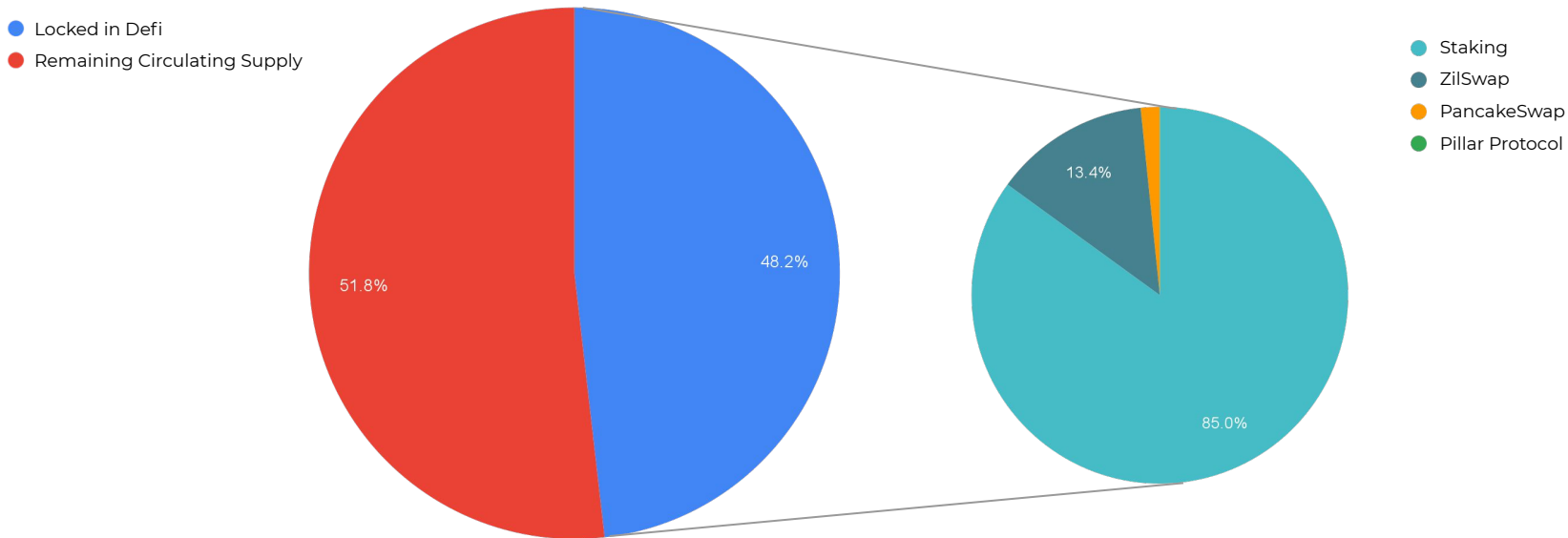
Note: 1. Converted to USD value using the respective monthly average \$ZIL price of Q2 2021.

Reference: Viewblock. CoinGecko. CoinMetrics. CryptoFees.

NETWORK USAGE: ZIL LOCKED IN DEFI

In Q2 2021, the total ZIL locked in defi dapps increased by 2.41% compared with that in Q1 2021 and reached \$ZIL5.87b (US\$519m1), taking up 48.2% of the current total circulating supply.

Total Amount of ZIL Locked in Defi and Breakdown by the End of Q2 2021

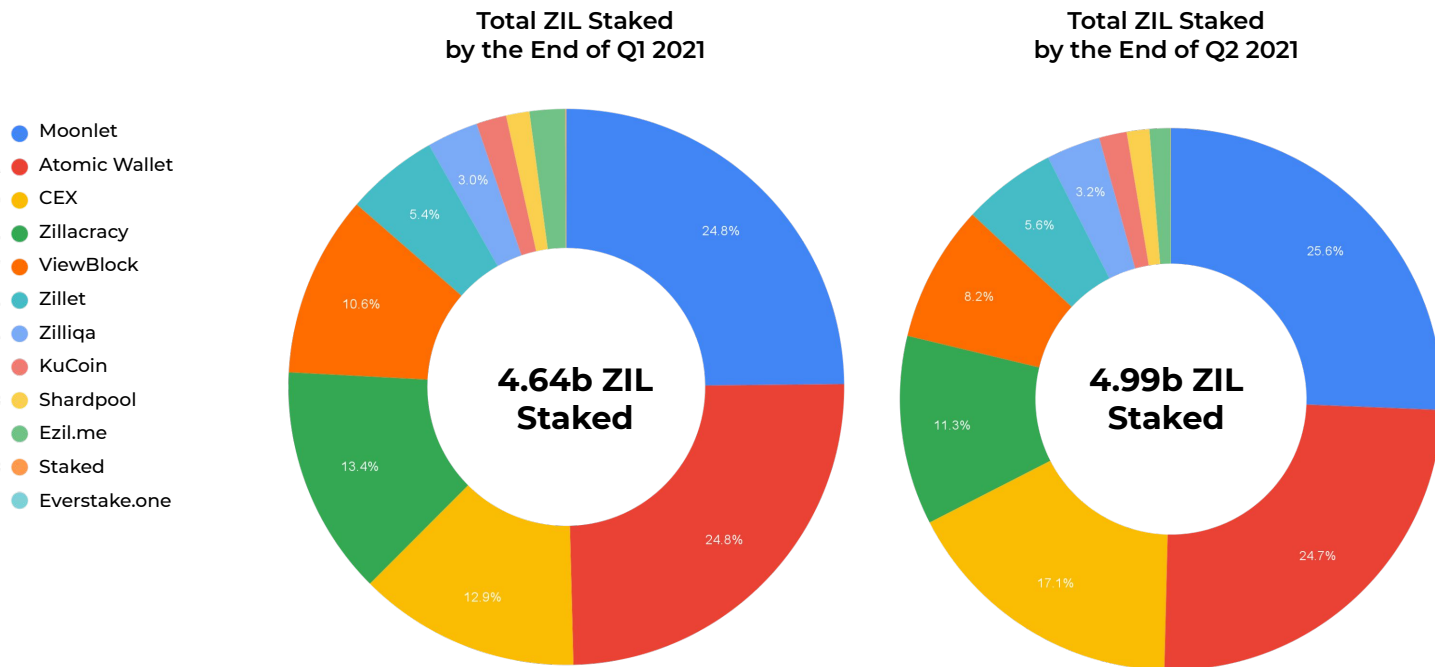


Note: 1. Converted to USD value using the respective daily close \$ZIL price on 30th June 2021. \$ZIL1 = US\$0.0884.

Reference: Viewblock. CoinGecko. ZILStream. PancakeSwap. Pillar Protocol.

SEED NODE STAKING

4.99b ZIL (US\$441m), representing 41.0% of the total circulating supply, has been locked in staking by the end of Q2 2021, increased by 7.50% compared to that of Q1 2021.



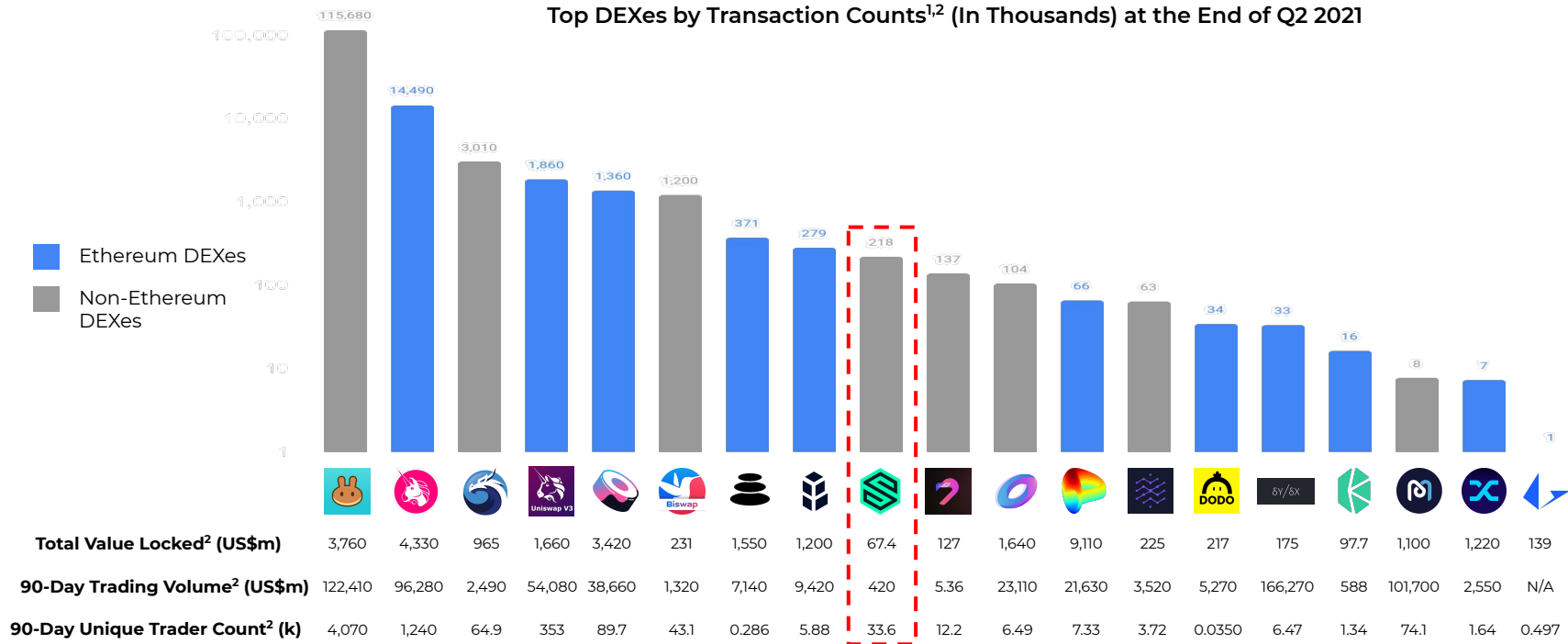
Note: 1. Converted to USD value using the respective daily close \$ZIL price on 30th June 2021. \$ZIL = US\$0.0884.

Reference: Viewblock. CoinGecko. .

ZILSWAP DEX: COMPARISON WITH OTHER DEXES

In Q2 2021, ZILSwap would be ranked in the top 10 DEXes among all DEXes by number of transactions in Q2 and in the top 20 among non-Ethereum DEXes by the latest Total Value Locked (TVL).

Top DEXes by Transaction Counts^{1,2} (In Thousands) at the End of Q2 2021













Note: 1. Including DEXes with retrievable 90-day transaction count only. 2. Retrieved on 30th June, 2021. Therefore the data covers Q2 2021.

Reference: Defi Llama. Dapp.com.

ZRC TOKENS

There are currently 49 ZRC tokens listed on ZILSwap with a total market capitalisation of US\$183m. Three new ZRC-2 tokens launched in Q2 2021, XCAD, SCO and STREAM, made it to the top 10 tokens on ZILSwap by market cap.

	ZRC Token	Price ¹ (US\$)	Market Cap ¹ (US\$ k)	24H Trading Vol ¹ (US\$ k)
1	gZIL 	92.7	35,137	205
2	ZWAP 	158	26,227	584
3	XSGD 	0.75	22,059	576
4	XCAD 	1.85	17,549	44.2
5	SCO 	0.43	8,510	109
6	PORT 	3.89	8,123	102
7	CARB 	0.83	5,619	73.7
8	ZLP 	0.95	948	245
9	Elons 	2,460	828	180
10	STREAM 	0.20	753	57.7

New ZRC
Tokens

26
New ZRC
Tokens
Launched

US\$27m+
Total Market Cap

Top 3 ZRC
Tokens

73.7%
Trading Volume
Growth in Q2

14.8%
No of
Transaction
Growth in Q2

XSGD

US\$1b+
Cumulative
On-chain
Transaction Vol

83.4%
Transaction
Value by Zilliqa

Note: 1. Retrieved on 30th June, 2021.

Reference: ZILStream. ZILGraph. XSGD Official Twitter.

HIGHLIGHT OF Q2: NFT DEVELOPMENT

ZilStar, Zilliqa's own whitelabelled NFT store featuring 10 world-renowned football stars, was launched in Q2 2021. Over US\$1.25m of ZILStars NFTs was sold within 24 hours of the official launch.



Former Chelsea and Atlético Madrid striker **Diego Costa**; Everton F.C and Colombia national team midfielder **James Rodríguez**; Porto team captain and Portugal national team centre-back **Pepe**; Ligue 1 club Paris Saint-Germain goalkeeper **Keylor Navas**; Galatasaray forward and Colombia national team captain **Radamel "El Tigre" Falcao**; Liverpool F.C. and Portugal national team forward **Diogo Jota**; Atlético Madrid and Portugal national team forward **João Félix**; Wolverhampton Wanderers and Mexico national team forward **Raúl Jiménez**; Lille and Portugal national team midfielder **Renato Sanches**; Manchester City F.C. and Portugal national team centre-back **Rúben Dias**.

HIGHLIGHT OF Q2: ZILO LAUNCHPAD

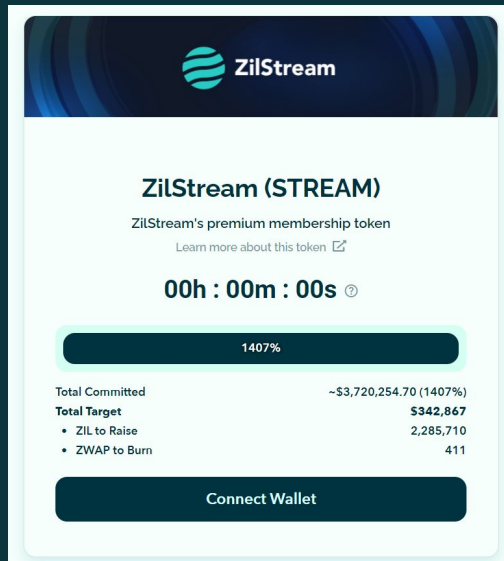
Zilliqa's first ZRC token launchpad, Zilliqa Initial Launch Offering (ZILO), officially went live in June. Its first token launch was a huge success with STREAM tokens oversubscribed within 10 minutes after launch.

The ZILO Launch Experience

Before	During	After
Get ready ZIL or ZWAP tokens or purchase at ZILSwap.	Commit ZWAP and ZIL tokens in a 30% to 70% ratio.	Claim the tokens you've been allocated and the ZWAP/ZIL tokens which you've committed but were unspent.

\$STREAM Token Launch

1st ZILO Launch	US\$3.73m+ raised vs. Target US\$343k	1,300%+ Oversubscribed
--------------------	--	----------------------------------



Reference: ZILO. ZilSwap.