

ECOSYSTEM REPORT

Q3 2021



200+ ECOSYSTEM PARTNERS STRONG.

Meet some of the new members!

New Dapp	Main Category	Sub Category	Website
The Bear Market	dApp	NFT	https://thebear.market/
Zilliqa Royale (BLOX)	dApp	Gaming or NFT	https://zilliqaroyale.com/
Pele Network	dApp	NFT	https://pele.network/
Consult Crypto	dApp	Consulting	https://www.consultcrypto.net/
Yoda	dApp	NFT	https://zilstream.com/tokens/yoda
ZILALL CFT	dApp	Finance or Index	https://zilall.com/#about
Ignite DAO (Former Zillacracy)	dApp	Defi or Social	https://zillacracy.com/
RoboUnicats	dApp	Gaming or NFT	https://shards.robounicats.com/
BlockBorg	dApp	Defi or Analytics	https://www.blockborg.io/
Unifees	dApp	Defi	https://unifees.io/

ZIL AS AN ASSET

In Q3 2021, average price and market capitalisation of ZIL have increased by over 3.7x and 4.3x respectively versus performance in Q3 2020. 24H trading volume has increased by 1.1x versus Q3 2020 and by 44% over Q3 2021.



Note: "\$" means "US\$".
Reference: CoinMarketCap.

ZIL AS AN ASSET

ZIL is gaining more popularity among traders as the quarterly average 24H trading volume growth Q3 2021 versus Q3 2020 significantly outperformed the other 2 major crypto-assets.

Performance Metrics	ZIL	BTC	ETH
Q3 2021 VS Q3 2020			
Quarterly Ave. Price Growth (%)	376%	295%	731%
Quarterly Ave. Market Capitalisation Growth (%)	434%	302%	767%
Quarterly Ave. 24H Trading Volume Growth (%)	107%	26.0%	70.5%

MARKET INFRASTRUCTURE

ZIL is gaining wider acceptance not only in the retail trading world, but among institutional investors and in e-commerce.



Listing of ZIL, gZIL
and ZWAP trading
pairs with USDT and
BTC



Listing of ZIL/USD
and ZIL/BTC pairs on
Bittrex.us



Accepted ZIL as an
e-commerce
payment method

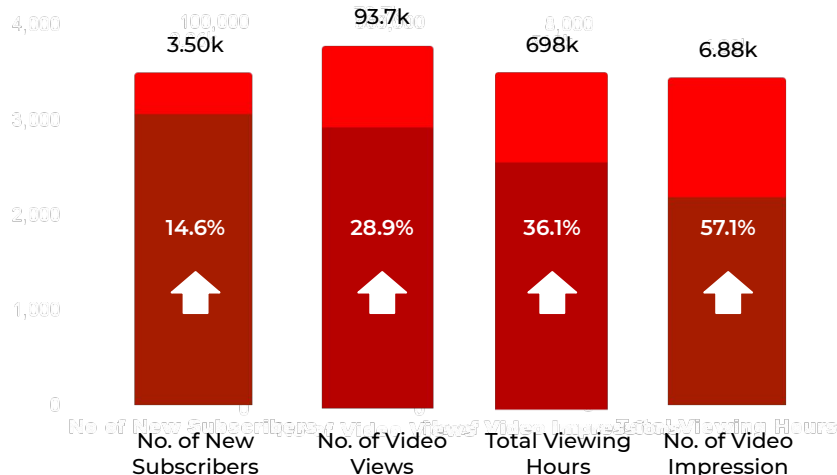


Set up of Valkyrie
Zilliqa Trust helping
accredited investors
to get secure
exposure of ZIL

COMMUNITY GROWTH: MAJOR PLATFORMS

The Zilliqa community was still able to expand with double digits despite the bearish sentiment in Q3 2021.

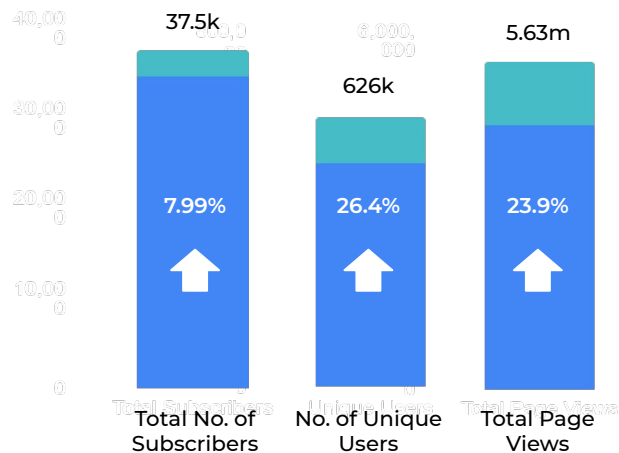
Total YouTube Channel Subscribers and Viewing Activities in 2021 by the End of Q3 2021



■ By the End of Q2 2021

■ By the End of Q3 2021

Total SubReddit Users & Views by the End of Q3 2021



■ By the End of Q2 2021

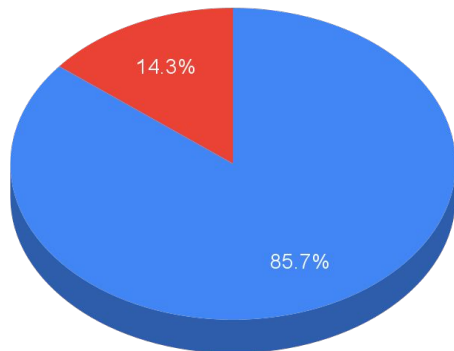
■ By the End of Q3 2021

COMMUNITY GROWTH: MAJOR PLATFORMS

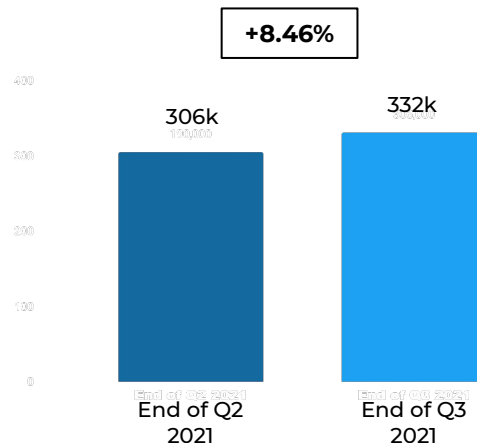
The Zilliqa community was still able to expand with double digits despite the bearish sentiment in Q3 2021.

**23.5k Telegram Chat Group Members
by the End of Q3 2021**

■ Active Users



**Total Twitter Subscribers
by the End of Q2 & Q3 2021**



Notes: 1. Yearly cumulative figure by the end of Q3 in 2021.

Reference: Zilliqa Official Telegram. Zeeves.

COMMUNITY GROWTH: ZEEVES

Zeeves, the reward and engagement tool created for the Zilliqa community on Telegram, has processed ZIL 1.93M (US\$ 228K) in 2021 by the end of Q3 2021.

1.93M ZIL

Transacted in
Total

5.24K


No of
Transactions

41.0K

Total Registered
Users

112

Average
DAU



New Features Enabled in Q3 2021:

- Smooth log-in through connecting Zeeves wallet to other platforms such as ZILSwap
- Viewing and managing users' NFT on Telegram

COMMUNITY GROWTH: NEW PROJECT HIGHLIGHTS

Eight more exciting new projects focusing on NFT, analytics and more.



The Bear Market is an NFT marketplace where users can generate and trade bear NFTs with various unique features.



Zilliqa Royale is the first blockchain-powered Battle Royale game running on Minecraft. Players are rewarded with \$BLOX and are able to trade in-game items in the NFT marketplace



Pele Network is a decentralised mass media platform that facilitates creative collaborations, offers tools for community incentivisation, and keeps registries for reputation and creator verification.



Yoda is an e-commerce store with all ZRC-2 token branded merchandise such as clothing and handphone accessories.



Consult Crypto is a one-stop service that provides blockchain and crypto consulting, such as DeFi projects, Token Launch, NFT projects, Security Tokenisation, Tokenomics and Cross-Chain Swap.



With ZILALL, users are able to craft compounded fungible tokens which are collateralised by the fixed number of internal tokens. They can gain exposure to multiple ZRC tokens without multiple trades.



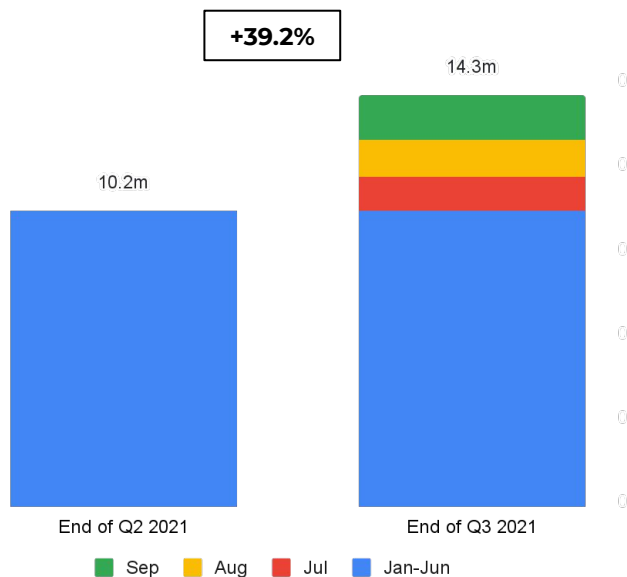
BlockBorg enables users to create their own analytical charts of the Zilliqa ecosystem. Dapps can easily monitor & share their progress by analysing on-chain transactions, without wasting dev cycles building query tooling.



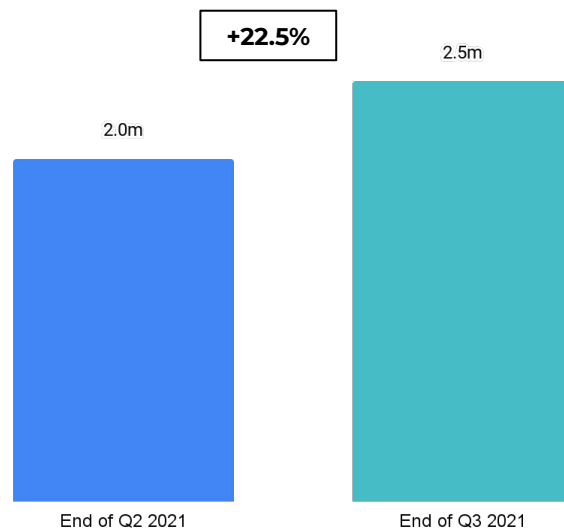
Unifees offers foreign students career counselling, profile evaluation, visa assistance and crypto-empowered tuition fee payment options.

NETWORK USAGE: TRANSACTION & ADDRESS GROWTH

Total Number of Transactions in 2021
by the End of Q3 2021 vs. End of Q2 2021



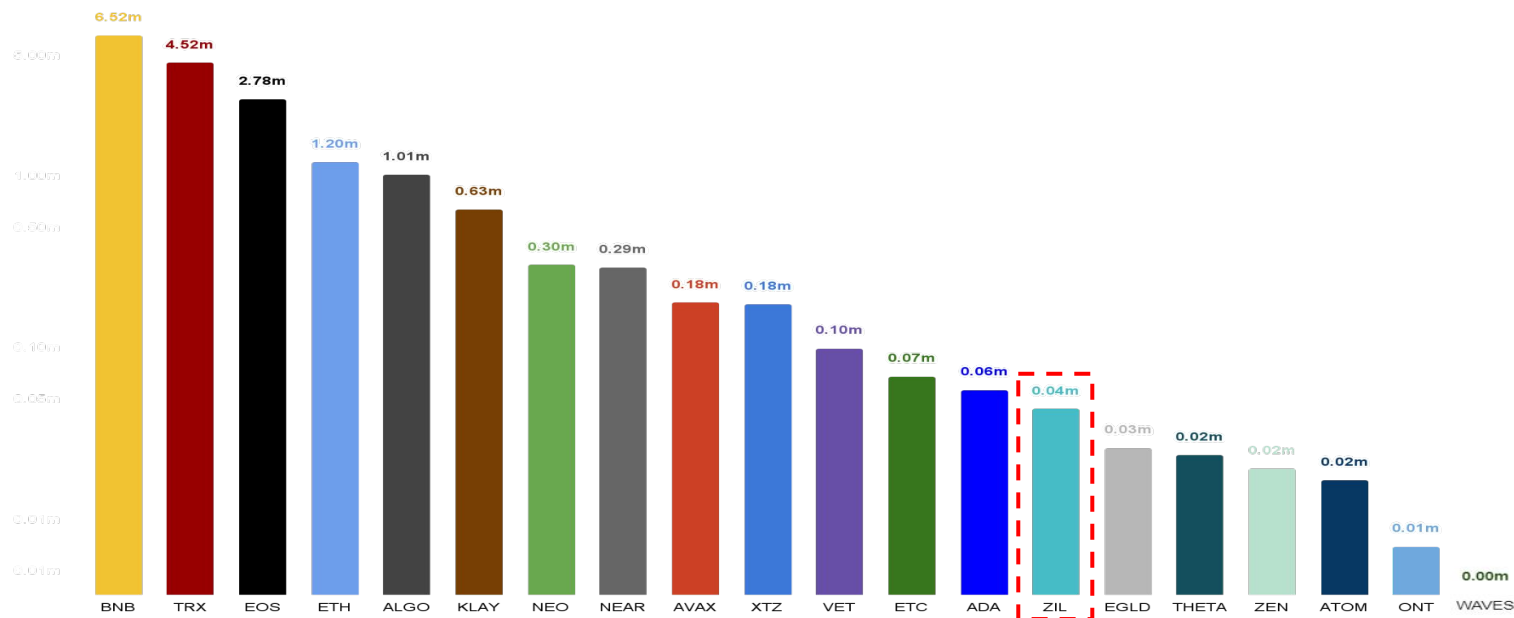
Total Number of ZIL Addresses since Launch
by the End of Q3 2021 vs. End of Q2 2021



NETWORK USAGE: TRANSACTION COUNT COMPARISON

ZIL would be ranked the top 14 in term of average daily number of transactions during Q3 2021 among popular smart contract protocols.

Top Smart-Contract Protocols by Average Daily Number of Transactions in Q3 2021

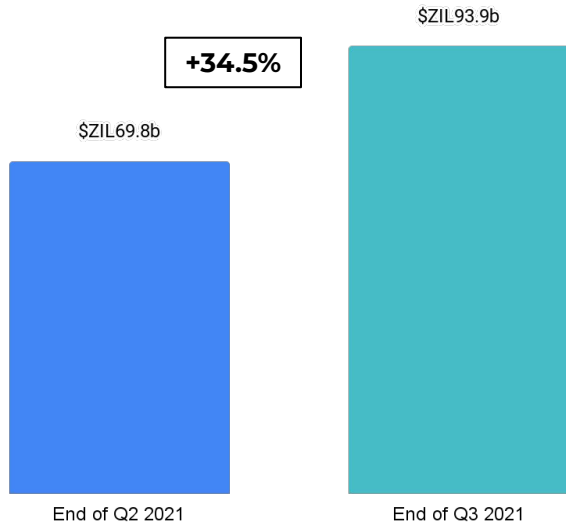


Reference: CoinMetrics.
BscScan. AlgoExplorer.
Klaytnscope. NEAR.
VeChain Stats. THETA
Explorer. Ontology
Explorer. Elrond Explorer.
AVAScan. Horizon
Explorer. Cosmos Explorer.

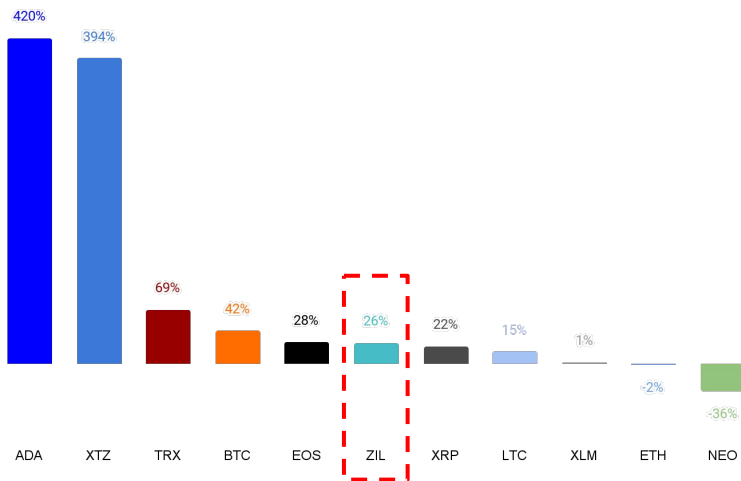
NETWORK USAGE: ON-CHAIN VOLUME

By the end of Q3, the cumulative on-chain transaction volume of ZIL in 2021 has reached ZIL93.9B (US\$11.2B¹). Compared with other major chains, the growth in USD on-chain volume in September versus June would be ranked among the top 6.

**Total On-Chain Volume in 2021
by the End of Q3 2021 vs. End of Q2 2021**



**Percentage Growth of On-Chain Volume² of Major Chains Sep
vs. Jun 2021**



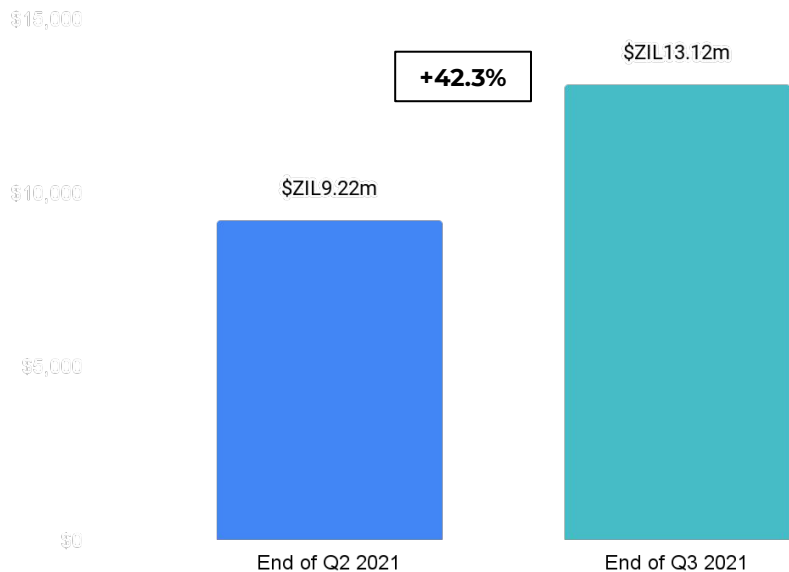
Notes: 1: Converted to USD using the average daily closing \$ZIL price from 1st January to 30th September 2021. 2: Computed using on-chain transaction volume in USD.

Reference: Viewblock. CoinMarketCap. CoinMetrics.

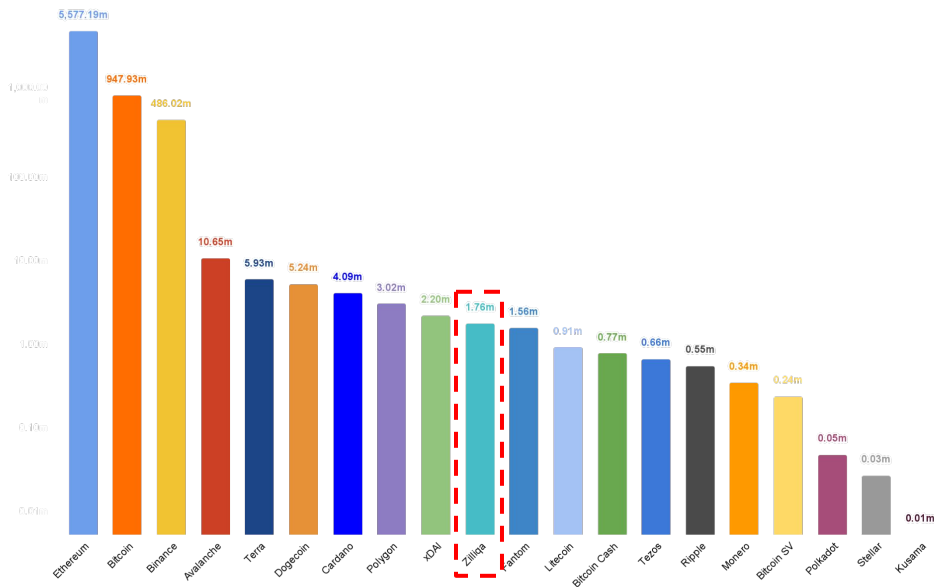
NETWORK USAGE: ZIL BURNT

ZIL 13.1M (US\$1.76m¹) has been burnt and taken out of circulation this year by the end of Q3 2021. Compared with other major chains, ZIL would be ranked as the top 10 in term of cumulative transaction fees by the end of Q3 2021.

**Total ZIL Burnt in 2021
by the End of Q3 2021 vs. End of Q2 2021**



**Cumulative Transaction Fees in 2021 of Major Layer 1 Protocols
by the End of Q3 2021 (US\$m)**



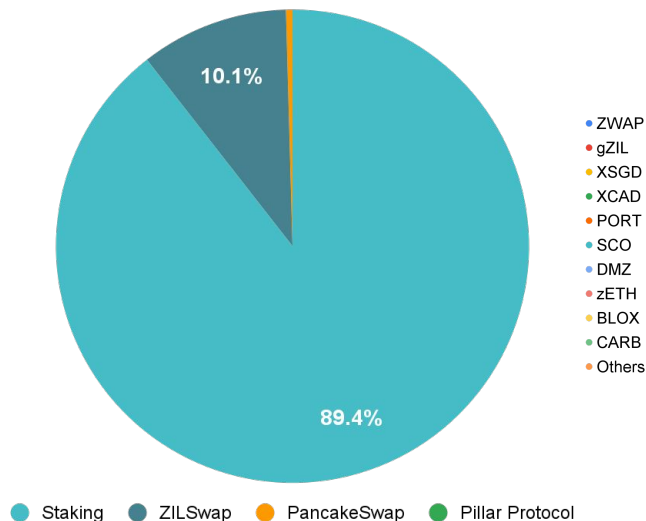
Notes: 1. Converted to USD using the average daily closing ZIL price of the respective month.

Reference: Viewblock. CoinMarketCap. CoinMetrics. CryptoFees.info.

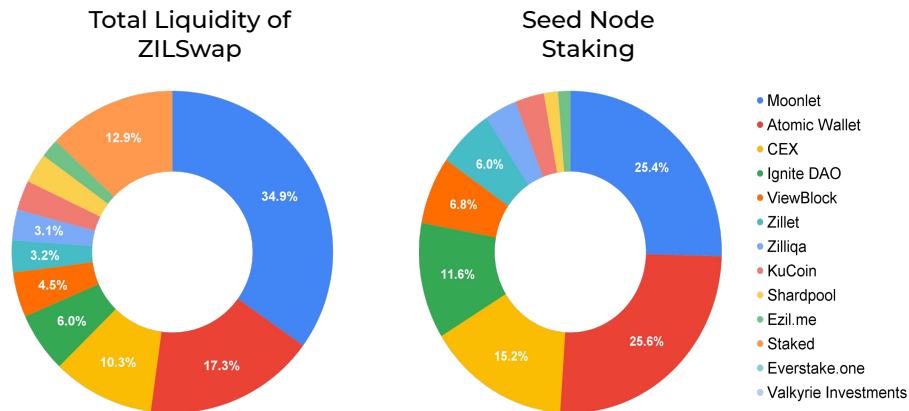
NETWORK USAGE: ZIL LOCKED IN DEFI

In Q3 2021, ZIL 5.49B (US\$ 471M¹) has been locked in defi apps, representing 36.4% of the total circulating supply. A total of ZIL 4.91B (US \$421m¹) was staked and the TVL of ZILSwap reached ZIL 554M (US\$ 47.5M¹) by the end of Q3 2021.

Total Amount of ZIL Locked in Defi and Breakdown by the End of Q3 2021



Breakdown of ZIL Locked in ZILSwap and Staking by the End of Q3 2021



Notes: 1. Converted to USD using the daily closing ZIL price on 30th September. ZIL 1 = US\$0.008575.

Reference: Viewblock. CoinMarketCap. ZilStream. PancakeSwap. Pillar Protocol.

ZILSWAP DEX: TRADING ACTIVITIES & ZRC TOKENS

ZILSwap by the end of Q3 2021 has 65 ZRC tokens listed with a total market cap exceeding US\$ 225M. Two new ZRC tokens launched in Q3, \$BLOX and \$DMZ, made it to the top 10 by market cap. \$XCAD's market cap surpassed \$gZIL in Q3.

Total Trading Vol Q3 2021

ZIL2.17b | +43.7% VS End of Q2 2021²

Total Trading Count Q3 2021

145k | +33.7% VS End of Q2 2021²

Total No of Tokens Listed Q3 2021

65 | +32.7% VS End of Q2 2021²

Total Market Cap Q3 2021

US\$ 225M | +23.0% VS End of Q2 2021²

TOP 10 ZRC TOKENS³ TRADING ACTIVITIES

ZIL 2B

Total Trading Vol
of the Top 10 ZRC
Tokens in Q3 2021

87K











Total Trade Counts of
the Top 10 ZRC
Tokens in Q3 2021

9

ZRC Tokens Have
Market Cap over
US\$1m

ZIL 2.57B

Cumulative Trading Vol
of \$XSGD on ZILSwap in
2021 by the End of Q3
2021

	ZRC Token	Price ¹ (US\$)	Market Cap ¹ (US\$m)	24H Trading Vol ¹ (US\$k)
1	XCAD 	4.83	81.7	226
2	gZIL 	124	66.5	339
3	XSGD 	0.74	30.0	510
4	ZWAP 	59.2	14.5	153
5	PORT 	4.64	12.1	200
6	SCO 	2.27	4.44	10.2
7	BLOX 	0.91	2.86	44.5
8	CARB 	0.64	2.34	7.33
9	DMZ 	0.68	1.71	45.9
10	BOLT 	0.27	0.81	1.67

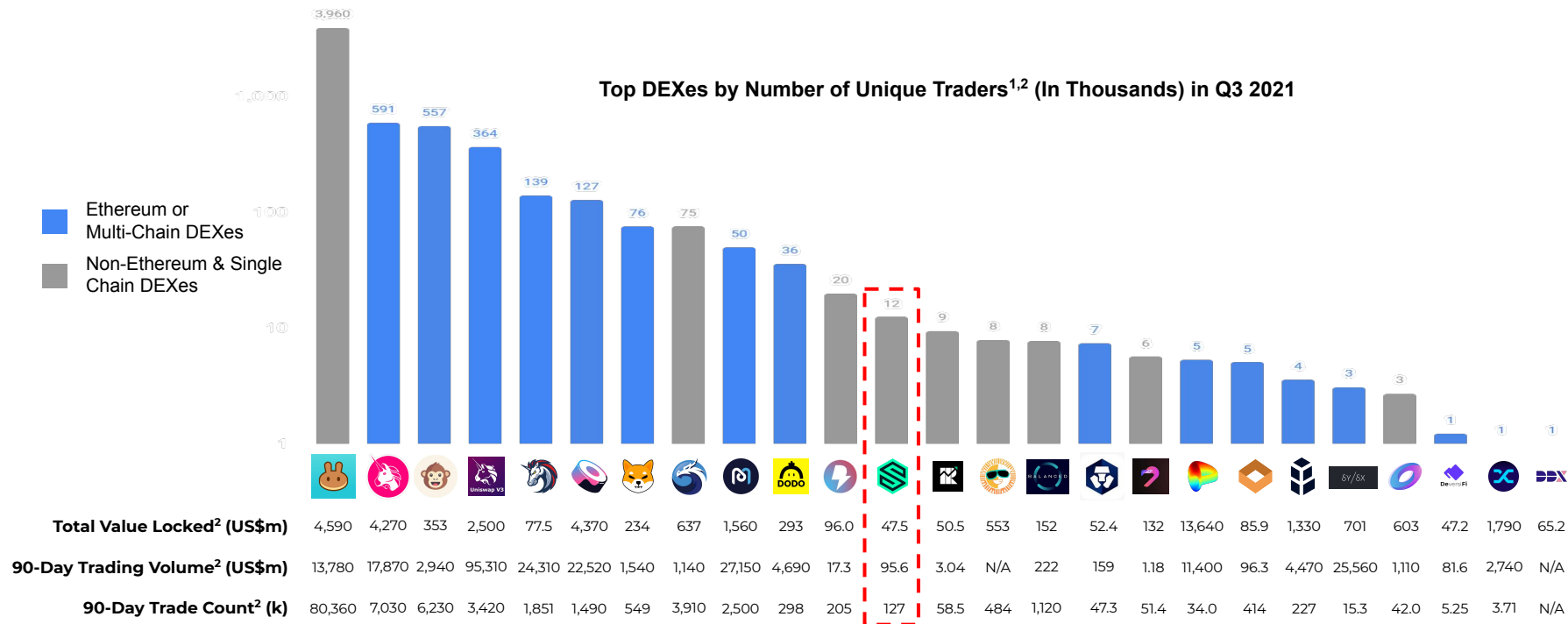
Notes: 1. Data retrieved on 1st of October 2021 around SGT 1pm. 2. Yearly cumulative figure by the end of Q2 in 2021. 3. The top 10 tokens are determined by the respective metrics computed.

Reference: ZilStream. BlockBorg.

ZILSWAP DEX: KEY METRICS COMPARISON

Based on the number of unique traders in Q3 2021, ZILSwap can be placed among the top 10 major DEXes.

Top DEXes by Number of Unique Traders^{1,2} (In Thousands) in Q3 2021



Notes: 1. Including DEXes with retrievable 90-day unique trader count only. 2. Retrieved on 1st October, 2021. Therefore the data covers Q3 2021.

Reference: Defi Llama. Dapps.com.

The background features a dark blue city skyline with stylized buildings. Some buildings have glowing cyan or purple horizontal lines. A circuit board pattern with green lines and dots is overlaid on the entire scene. In the center, the word 'ZILBRIDGE' is written in large, bold, white capital letters. Below it, a line of text states 'The much anticipated ZILBridge was launched in Q3 2021'. At the bottom, two stylized trains are shown on tracks. The train on the left is moving right and has segments with the Zilliqa logo, the Tether logo, and the Bitcoin logo. The train on the right is moving left and has segments with the Bitcoin logo and the Tether logo. The tracks are represented by a series of vertical bars at the bottom, with a large semi-circular arch in the center.

ZILBRIDGE

The much anticipated ZILBridge was
launched in Q3 2021

HIGHLIGHT OF Q3: ZIL-ETH Bridge

The much anticipated ZILBridge was launched on the last day of Q3 2021. The bridged ETH asset TVL exceeded US\$1M within 4 hours after launch.

	Total Asset Value ¹	Total Transactions ¹	Token Holders ¹
zETH	US\$1.67M	532	210
zWBTC	US\$1.25M	247	71
zUSDT	US\$1.05M	374	126

Notes: 1. Retrieved on 6th October 2021, 1pm SGT.

Reference: ZilStream. Viewblock.

HIGHLIGHT OF Q3: NFT DEVELOPMENT

The Demons metaverse was officially launched on Zilliqa in Q3. The \$DMZ public sale is so far the biggest ZILO launch, with US\$5.98m raised, and its fundraising target completed within a record 2 hours.



1.2 M

Target raised

5.98 M

Total Funds Committed

518%

Oversubscribed

DeMons Investors



Non-linear Research

